



CENTRAL CROSSINGS
MONTHLY NEWS LETTER OF THE
CENTRAL RAILWAY
MODEL & HISTORICAL ASSOCIATION, INC.

VOLUME 22, NUMBER 1

JANUARY 2013

P. O. Box 128
Central, SC 29630

WEBSITE:
www.crmha.org

MUSEUM &
MEETING SITE
108 Werner Street
Central, SC

OFFICERS

President / CEO:
Dan Marett

Vice Presidents:
Joe Fitzpatrick
Rob Seel, AIA (2nd)

Stationmaster
Ralph Watson

Paymaster
Christine Grewcock

Webmaster
Ed Welch

Show Chair:
Jim Reece

Museum Curator:
Jack Green

Editor & Producer:
J.T. Thorpe

NEXT MEETING:

**JANUARY 3,
2013**

**7:15 PM
AT THE
CENTRAL
RAILWAY
MUSEUM**



SOUTHERN 6133 STILL IN SERVICE

While on a road trip in June 2012 to Chapel Hill, North Carolina, your intrepid newsletter editor made a pilgrimage to Spencer Shops. The volunteers at the North Carolina Transportation Museum continue to maintain and improve the facilities and displays at Southern Railway's former car and locomotive shops. Southern FP-7 #6133, still dapper in its green and "aluminum" paint, has been making regular tours of the yard hauling tourists in restored heavyweight coaches since the 1980s. The locomotive was built by the Electro-Motive Division of General Motors in 1950. Operated by the Southern Railway, it was the property of the CNO&TP (Cincinnati, New Orleans & Texas Pacific). The FP designation meant the locomotive could be used for passenger or freight trains. 6133 sports a 567-B 16 cylinder prime mover, generating 1500 horsepower.

A 1903 Baldwin 2-8-0 Consolidation #542, was on display near the turntable. It has been cosmetically restored to its 1947 livery when Southern Railway leased the locomotive to the Atlantic & Yadkin. **Photos by J.T. Thorpe**





APPROACHING HEADLIGHTS

Upcoming Events for the
Central Railway Model & Historical Association
 and Regional shows and events worth mentioning

PROGRAM SCHEDULE

January 3, 2013 Don Baldwin

2013 Programs We are WIDE OPEN

To volunteer to provide a program, please contact
 Dale Reynolds

**2ND SATURDAY
 MUSEUM OPEN TO
 THE PUBLIC
 JANUARY 12, 2013
 FEBRUARY 9, 2013
 MARCH 9, 2013**

**SCHEDULED EVENTS &
 SHOWS**

January 12, 2013

Norcross, GA – Annual Train Show

Golden Spike Enterprises
 North Atlanta Trade Center
 10:00 – 4:00 \$7.00 / Under 12 Free

January 26 - 27, 2013

Savannah, GA – 24th Annual Train Show

Coastal Rail Buffs
 Armstrong Atlantic State University Sports Ctr.
 10:00 – 5:00 Sat, 10:00 – 4:00 Sun
 Adults \$5.00 / Seniors & Students \$4.00
 Active Military & Under 12 w/ parents Free
www.coastalrailbuffs.org

January 26-27, 2013

**Wilmington, NC – 16th Annual Model
 Railroad Show & Sale**

Cape Fear Model Railroad Society
 American Legion Post 10
 702 Pine Grove Drive
 10:00 – 5:00 Sat 10:00 – 4:00 Sunday
 \$5.00 Adult / \$3.00 Children / 5 & Under Free

**FEBRUARY 2 – 3, 2013
 EASLEY,
 SC**

**OUR
 SHOW**



Also residing at Spencer Shops is Norfolk & Western #522, an EMD GP30. 948 of these 2,250 HP four-axle locomotives were built from 1961 to 1963 as a competitor to GE's U25B line of locomotives. N&W had 44 GP30s, numbered from 522 to 565, customized with high short hoods similar to the Southern Railway. Southern had the largest number of GP30s of any railroad locomotive fleet (120).

Photo by J.T.Thorpe

FROM THE PRESIDENT

Thank you to everyone that helped with our Christmas gathering. It was great to see all the smiling faces and to witness the success of the event. There were some small glitches but all in all it went well. Our business meeting went as planned and we welcomed in Rob Seel as Second VP and Christine Grewcock as our Treasurer.

Progress at the museum is moving along. We have curtailed our scenery work to keep down dust during December. With that said scenery is still moving along. Work has started on the Seneca yard. This will greatly improve the look of the layout when you first enter the building. The Lionel room has been painted and the cabinets are going in. Once they are in place we can start building the layout. Can't wait to see this up and running.

The train show is quickly arriving and the modular unit is shaping up with its new addition. Thanks to the dedicated crew that is modeling this.

Speaking of the train show, there are a couple of opportunities for our members regarding the show. This is the last year for Howard Garner to head up the program. We need a volunteer to work as whip cracker to manage the behind the scenes work. It is a well established job that just needs a manager.

We also need a new person to replace Jim Reece as coordinator with the Easley folks. If you have good management skills, can take abuse, are ready for a challenge, then I need to talk with you. Please email me separately if you are interested. My email is dananbear@gmail.com

Hope to see you soon at the museum.

Dan Marett

THE SHOW MUST GO ON

Just a reminder that the time for the 2013 Train Show is approaching. This is one of our most important functions of the year. The show provides over 90% of all the funds we use to grow CRM&HA. The dates of the show and the tasks to be completed are shown below. Next to the task is the person I am asking to be the leader of each task. It takes a lot of effort and time to put on a successful show and they need everyone's help. Please look over the list below and let me know by email what times you can help and if you have a preference of task. After receiving this information I will issue a complete work schedule.

Thursday - Jan.31, 2013 at 9:00 AM

Location - Museum

1. Prepare and load Portable Layout on truck Jim McInnis
2. Prepare and load Thomas Layout on truck Jim McInnis
3. Prepare and load Company Store on truck Jim Reece
4. Prepare and load CRM&HA information literature Jack Green

Friday - Feb.1, 2013 at 8:00 AM

Location - Bagwell Gymnasium

1. Tape down gymnasium floor covering Howard Garner
2. Set-up vendor tables Howard Garner
3. Set-up Portable and Thomas layouts Jim McInnis
4. Set-up Company Store Jim Reece
5. Set-up CRM&HA information table Jack Green
6. Help vendors locate and set-up Howard Garner
7. Put out directional signs Jim Reece
8. Confirm audit of ticket sales with Scott Price Glenn Nasworthy
9. Make plans and set-up SCRUM and Mac's Motor Cars Mac McMillin

Sat. - Feb.2, 2013 From 10:00 AM to 5:00 PM

Sun. - Feb.3, 2013 From 12:00 Noon to 5:00 PM

Location - Bagwell Gymnasium

1. Work the Portable Layout Bob Folsom
2. Work the Thomas Layout Open
3. Work the Company Store Open
4. Work the Information Table Jack Green
5. Confirm ticket sales Glenn Nasworthy
6. Dismantle and load-up EVERYONE AVAILABLE

We need your help,
Jim Reece

THE BIGGEST FLOAT AT THE CENTRAL CHRISTMAS PARADE?



ON DECEMBER 1, THE Town of Central held its Annual Christmas Parade. Function Junction and the museum were both open for business. Club members Michael Childress, Bob Folsom, and Gerry Meyers took a little coffee and camera break from operating Function Junction to see whether Norfolk Southern had the largest float in the parade. From the looks of things, some of the other parade attendees weren't sure whether to pay attention to NS #9152 or the parade, either.

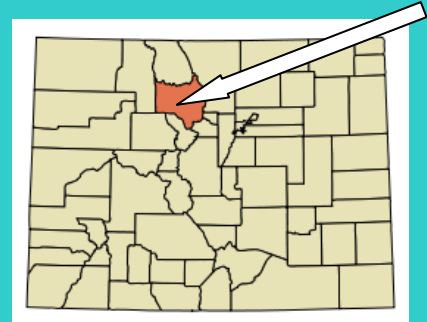


Photos by Rob Seel

🌀 DON BALDWIN'S RAILFAN REPORT 🌀

DATE: FRIDAY NOVEMBER 28TH, 2012
TIME: ABOUT 2:30PM
WHERE: KREMMLING, CO
WHAT: WESTBOUND FREIGHT TRAIN.

Don Baldwin spent a little time out West at the end of November and took the following photos taken during a brief pause at Kremmling, Colorado while driving between Denver and Steamboat.



Kremmling is on the former D&RGW mainline from: Denver - Winter Park - Granby - Kremmling - Glenwood Springs - Grand Junction, and points west.



The building in view is part of a now closed mining operation, and the turnout going into the complex has been removed. It seems like they had two tracks going into it. [See next photo]



The mainline at this point is single track but splits into double track (probably a passing track) just west of the train. [To the right of photos. Views are generally looking south.]



PATENTLY SPEAKING

Submitted by Bruce Gathman

There are generally two parts to patent submissions: a written description of the invention and drawings (not to scale) that are keyed to this written description. Depending on the complexity of the invention more than one page of descriptions and/or drawings may be required to fully explain the merits of the design. You may find these descriptions online at—<http://patft.uspto.gov/netahtml/PTO/patimg.htm> by entering the patent number in the “view patent” box.

**Be it known that I,
JOHN MORRISON TAYLOR,
of Fredericton, Province of New Brunswick, Canada,**

have invented a new and useful Improvement in Railway-
Locomotives, of which the following is a full, clear,
and exact description.

This invention consists of a lookout-tube attachment to locomotives, the object of which is to enable the engineer to see ahead clearly when the engine is enveloped in smoke and steam, or when the cab-window is obstructed with frost or snow, the said lookout-tube being a long funnel-shaped tube located on the engine, with the large end projected ahead of the smoke-pipe sufficiently to prevent the snow thrown up by the plow from obscuring the front, which in winter is closed with a window, the small end extending back into the cab, preferably through the front cab-window near the top, so that, besides looking through the tube, the engineer can also see under it along the track when not obstructed. To prevent the front window from being obscured by frost in the winter, a steam-pipe is arranged in the tube for heating the window, and the said window is preferably made double to facilitate the heating of it, the pipe being suitably coiled within the space between the windows. The front portion of the double window will preferably be made of mica; but any preferred transparent substance is to be employed, all as hereinafter more fully described.

PATENTLY SPEAKING

Submitted by Bruce Gathman

There are generally two parts to patent submissions: a written description of the invention and drawings (not to scale) that are keyed to this written description. Depending on the complexity of the invention more than one page of descriptions and/or drawings may be required to fully explain the merits of the design. You may find these descriptions online at—<http://patft.uspto.gov/netahtml/PTO/pating.htm> by entering the patent number in the “view patent” box.

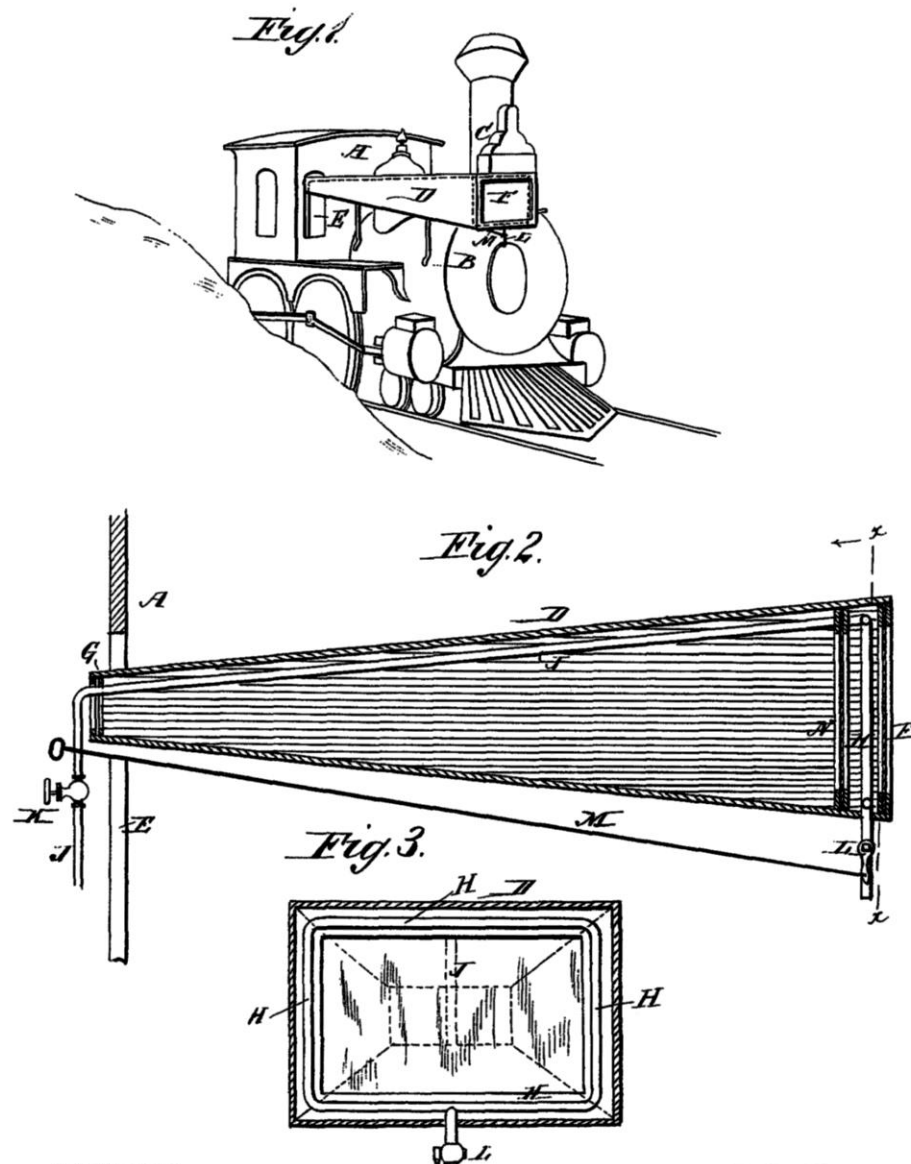
(No Model.)

J. M. TAYLOR.

RAILWAY LOCOMOTIVE.

No. 261,786.

Patented July 25, 1882.





SERVES THE UPSTATE

GENERAL MEETING MINUTES

By Ralph Watson,
Stationmaster

December 6, 2013

Regular Meeting at the Main Street Café

Meeting was called to order at 7:00 PM by President Dan Marett. 30 members plus guests were in attendance.

The only business conducted was the election of officers. By unanimous consent, Rob Seel was elected 2nd Vice President and Christine Grewcock was elected Treasurer.

PROGRAM:

Holiday Open House at the Museum and Function Junction.

Holiday Dinner at Main Street Café.



MODELERS' TIP

Want an inexpensive way to mimic steady-state neon lights without a lot of tedious wiring and circuitry?

Try painting your signs with fluorescent paint (typically \$2-\$5 per bottle) and then installing a "black" light nearby. Look for tube-type black lights at Hallowe'en or craft supply stores or check your local do-it-yourself stores for compact fluorescent (CFL) black lights (typically about \$6 or less).

DID YOU KNOW?

South Carolina is home to the world's first railroad junction!


The Branchville Railroad Shrine and Museum stands at the site of the world's first railroad junction. In 1832, the South Carolina Railroad built a line from Charleston to Branch (as it was known then) and by 1833, Branchville was part of the world's longest railroad, running 136 miles from Charleston to Hamburg (formerly just north of Augusta, GA). Several years later, a route was established between Branchville and Columbia, and from there to Orangeburg, making Branchville the world's first railroad junction.

Sources:

SCIWAY.net/sn/111.html

usacitiesonline.com/scbranchvillehistory.htm

WANTED



Got a neat modeling tip to share? Want to announce the latest update about your home layout? Care to share photos from your latest layout visit or railfan experience? We're always on the lookout for interesting things to share with our readers. If you've got something you'd like to offer to publish in or would like to see in the newsletter, let me know.

-J.T. newsletter@crmha.org

❧ OH, CANADA! ❧

IN JULY 2009, Christine and I visited our neighbor to the north. We flew to Montreal, Québec, and spent a few days touring the city before embarking on *The Ocean*, VIA RailCanada's passenger train that runs from Montreal to Halifax. *The Ocean* has operated under that name since 1903, making it one of the oldest named trains in the world. We very nearly missed boarding, so no pictures from the start of our trip! Because this was our first overnight train journey, we splurged and got a private roomette with en-suite bathroom in one of the "Renaissance" 1950's steel sleeper cars. The ticket included exclusive access to the "heritage" domed lounge/observation car where we could enjoy wine tastings and a much better view of passing trains, scenery, and points of interest from the dome.



We arrived on time in Halifax, Nova Scotia to beautiful weather, and discovered our locomotive was a FP40H-2 that had been rebuilt as a class GPA-30d in 2006. Alas, she is now retired.

Photos by J.T. Thorpe